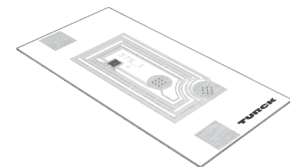
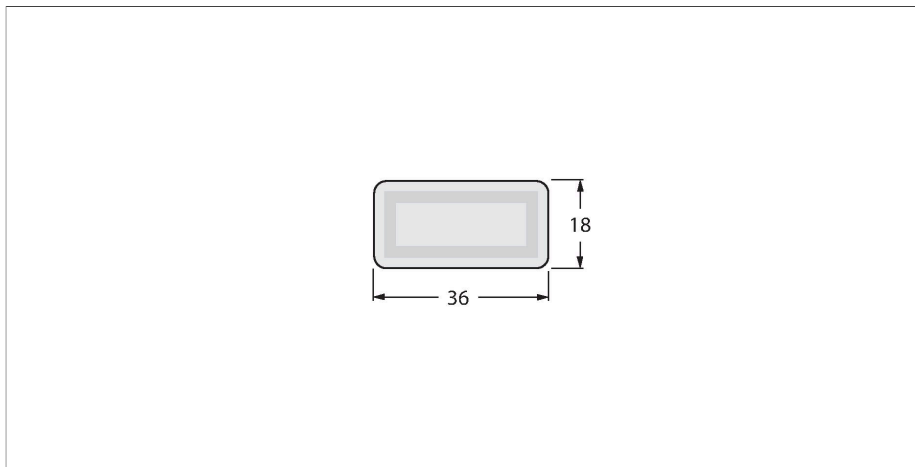


TW-L36-18-F-B320-4KPCS

HF Tag – Smart Label



Technical data

Type	TW-L36-18-F-B320-4KPCS
ID	100003272
Remark to product	Smart-Label, self-adhesive
Data transfer	Inductive coupling
Technology	HF RFID
Operating frequency	13.56 MHz
Memory type	EEPROM
Chip	NXP I-Code SLIX2
Memory	320 Byte
Memory	Read/Write
Freely usable memory	316 Byte
	Password-protected access to the data in the tag possible (requires firmware Xv98 or higher in the read/write device)
Number of read operations	unlimited
Number of write operations	10 ⁵
Typical read time	2 ms/Byte
Typical write time	3 ms/Byte
Radio communication and protocol standards	ISO 15693 NFC Typ 5
Minimum distance to metal	10 mm
Temperature during read/write access	-20...+70 °C
Temperature outside detection range	-20...+70 °C
Design	Smart Label
Housing length	36 mm
Housing width	18 mm
Housing material	Plastic, PET
Active area material	Plastic

Features

- Tags on print roll
- Internal diameter of print roll 76 mm
- Roll outer diameter 205 mm
- Alignment of tags on print roll: outwards
- EEPROM, memory 320 byte
- Not for direct mounting on metal

Functional principle

The HF read/write devices operating at a frequency of 13.56 MHz form a transmission zone the size of which (0...500 mm) varies, depending on the combination of read/write head and tag used.

The read/write distances mentioned here only represent standard values measured under laboratory conditions, free from any influences caused by surrounding materials.

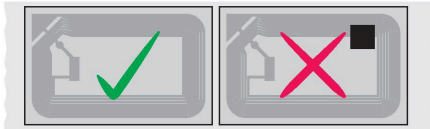
The read/write distances of tags suitable for mounting in/on metal were determined in/on metal.

Attainable distances may vary by up to 30 % due to component tolerances, mounting conditions, ambient conditions and material qualities (especially when mounted in metal). Testing of the application under real operating conditions is therefore essential, especially with on-the-fly reading and writing!

Technical data

Protection class	IP40
Packaging unit	4000 pcs. per roll, 3 rolls in package

Mounting instructions/Description



Defective tags are indicated by a black dot. Please do not use this tag. Upon delivery, the number of marked defective tags is added to the total number of Smart Labels delivered.

When mounting the tags, only remove them from the roll immediately before affixing them. Remove any dirt from the surfaces to be bonded and allow to dry. Liquids, oils, greases and other substances can reduce the effectiveness of the adhesive. If possible, affix the tag at room temperature (20–25 °C).