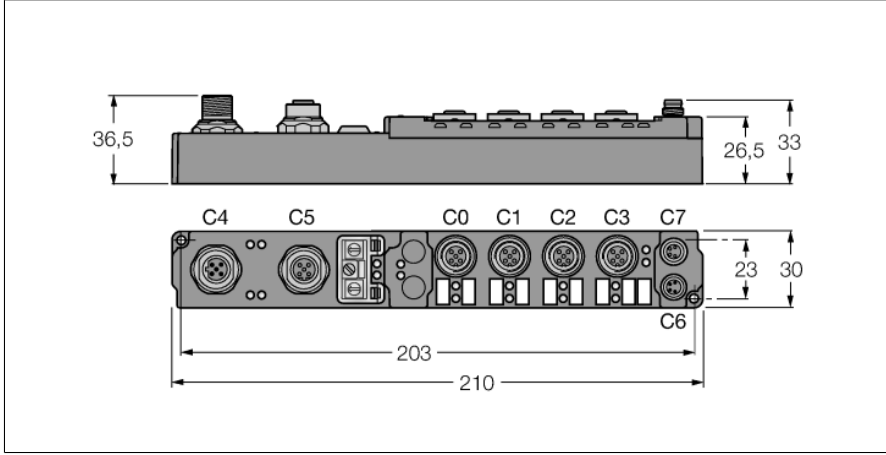


PROFIBUS-DP için piconet tek başına modülü

4 Analog Outputs ± 10 V

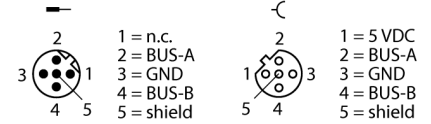
SDPB-04A-1007



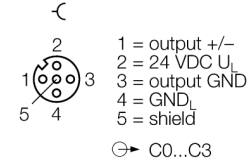
- 4 analog outputs ± 10 V
- Configuration interface
- Parameterizable functions
- Supported via I/O-ASSISTANT 2
- Direct connection to the fieldbus
- Fibre-glass reinforced housing
- Shock and vibration tested
- Encapsulated module electronics
- Metal connector
- Degree of protection IP67

Tip	SDPB-04A-1007
Tanit. no.	6824443
Kanal sayısı	4
Operating / load voltage	20...29 VDC
Operating current	≤ 40 mA
Fieldbus iletim hızı	9.6 kbps ... 12 Mbps
Fieldbus adresleme	0 to 99
Servis arayüzü	parameterisation via I/O-ASSISTANT
Electrical isolation	Fieldbus to operational voltage
Number of channels	4 analogue outputs ± 10 V
Load resistance	$> 5000 \Omega$
Elektrik yalıtımı	channels to operational voltage
Dönüştürme süresi	< 1 ms
Relative measuring error	Tam ölçeğin $\pm 0,3\%$ 'ü
Actuator power supply	from load voltage
Boyutlar (W x L x H)	30 x 210 x 26.5 mm
Titreşim testi	EN 60068-2-6 uyarınca
Darbe testi	acc. to DIN EN 60068-2-27
Elektromanyetik uyumluluk	EN 61000-6-2/EN 61000-6-4 uyarınca
IP Derecesi	IP67
Onaylar	CE, cULus

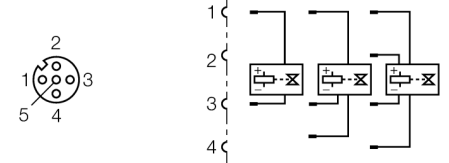
M12 x 1 Fieldbus



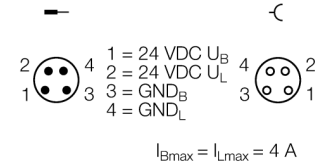
M12 x 1 Çıkış



Bağlantı - Çıkışlar



M8 x 1 Güç Besleme



Data in process image

Valid for the setting "Motorola format"

SBn: Status byte channel n
 CBn: Control byte channel n
 Chn D0: channel n,
 least significant data byte
 Chn D1: channel n,
 most significant data byte

Pre-conditions	Address	Input data		Output data	
	Word	High-Byte	Low-Byte	High-Byte	Low-Byte
Compact mapping: Starting with Ch0 D1 in "Low-Byte" word 0 all other bytes follow immediately. Only the user data are mapped (greyed in the table). Complex mapping: Data are mapped with control and status byte.	0	Ch0 D1	SB0	Ch0 D1	CB0
	1	SB1	Ch0 D0	CB1	Ch0 D0
	2	Ch1 D0	Ch1 D1	Ch1 D0	Ch1 D1
	3	Ch2 D1	SB2	Ch2 D1	CB2
	4	SB3	Ch2 D0	CB3	Ch2 D0
	5	Ch3 D0	Ch3 D1	Ch3 D0	Ch3 D1